

# 2022-23 Start Strong Summary Results

**District: Oakland**

**Date: January 17, 2023**

To protect student privacy, data for cohorts with fewer than ten students are excluded from this report.

# Participation Rates

<b>Start Strong</b>				
	<b>ELA Test Takers Eligible</b>	<b>ELA Valid Scores</b>	<b>ELA Participation</b>	<b>Participation Rates</b>
Grade 4	167	166	166	99%
Grade 5	142	141	141	99%
Grade 6	149	148	148	99%
Grade 7	159	154	154	96%
Grade 8	145	140	140	96%
	<b>Math Test Takers Eligible</b>	<b>Math Valid Scores</b>	<b>Math Participation</b>	
Grade 4	167	166	166	99%
Grade 5	142	141	141	99%
Grade 6	149	148	148	99%
Grade 7	147	143	143	97%
Grade 8	118	114	114	96%
Algebra	30	29	29	96%
Geometry	9	9	9	100%
	<b>Science Test Takers Eligible</b>	<b>Science Valid Scores</b>	<b>Science Participation</b>	
Grade 6	149	148	148	99%

# Table of Contents

- Section 1: District Analysis - pg. 3
- Section 2: School Analysis - pg. 10
- Section 3: Demographic Analysis - pg. 30

# Section 1

## District Analysis

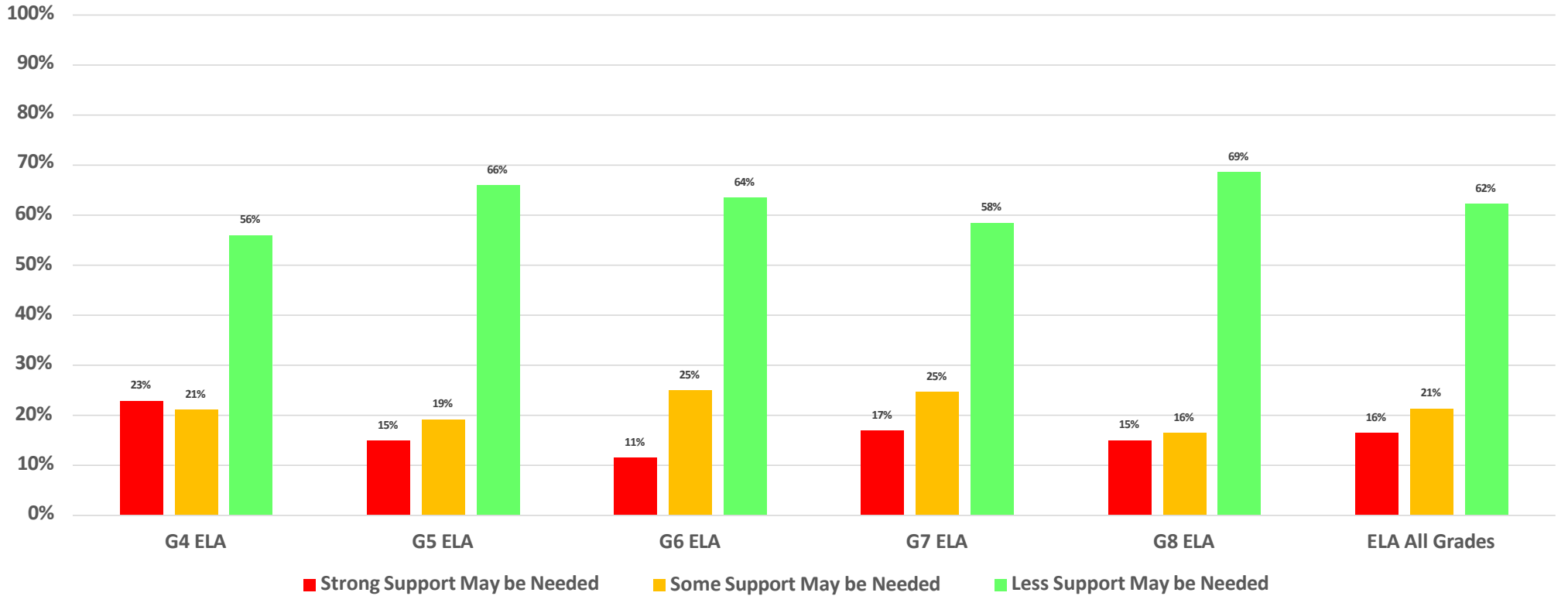
**OAKLAND**  
**2022-23 Fall Start Strong**  
**ELA/Language Arts**

Grade	Total Tested in District	Support Levels					
		Strong Support May be Needed (Level 1)		Some Support May be Needed (Level 2)		Less Support May be Needed (Level 3)	
		# of students	% of total	# of students	% of total	# of students	% of total
4	166	38	23%	35	21%	93	56%
5	141	21	15%	27	19%	93	66%
6	148	17	11%	37	25%	94	64%
7	154	26	17%	38	25%	90	58%
8	140	21	15%	23	16%	96	69%
All Grades	749	123	16%	160	21%	466	62%

# OAKLAND

## 2022-23 Fall Start Strong ELA/Language Arts

Distribution by Support Level



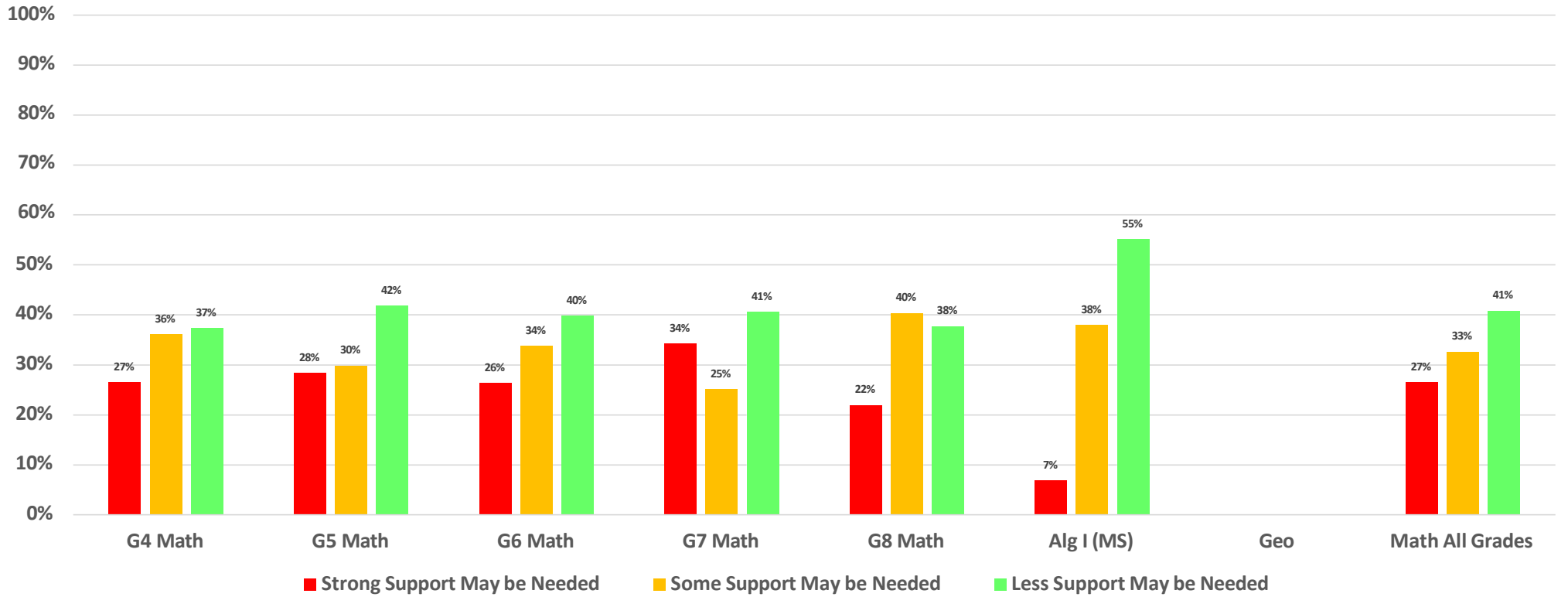
**OAKLAND**  
**2022-23 Fall Start Strong**  
**Mathematics**

Grade	Total Tested in District	Support Levels					
		Strong Support May be Needed (Level 1)		Some Support May be Needed (Level 2)		Less Support May be Needed (Level 3)	
		# of students	% of total	# of students	% of total	# of students	% of total
4	166	44	27%	60	36%	62	37%
5	141	40	28%	42	30%	59	42%
6	148	39	26%	50	34%	59	40%
7	143	49	34%	36	25%	58	41%
8	114	25	22%	46	40%	43	38%
Alg I (MS)	29	<10	7%	11	38%	16	55%
Geo	<10	-	-	-	-	-	-
All Grades	750	199	27%	245	33%	306	41%

# OAKLAND

## 2022-23 Fall Start Strong Mathematics

Distribution by Support Level





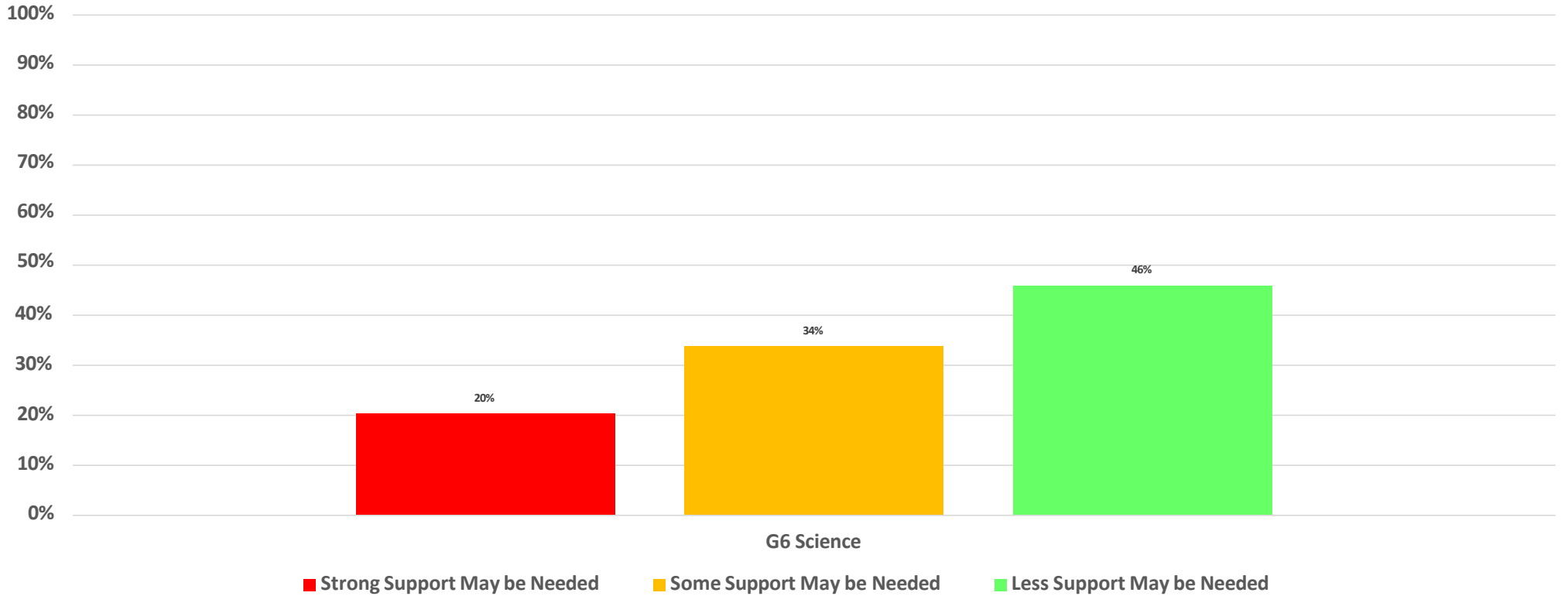
**OAKLAND**  
**2022-23 Fall Start Strong**  
**Science**

Grade	Total Tested in District	Support Levels					
		Strong Support May be Needed (Level 1)		Some Support May be Needed (Level 2)		Less Support May be Needed (Level 3)	
		# of students	% of total	# of students	% of total	# of students	% of total
6	148	30	20%	50	34%	68	46%

# OAKLAND

## 2022-23 Fall Start Strong Science

Distribution by Support Level



# Section 2

## School Analysis

**OAKLAND**  
**2022-23 Fall Start**  
**Strong ELA/Language Arts**  
**Grade 4 School Comparison**

School	Total Tested	Support Levels					
		Strong Support May be Needed (Level 1)		Some Support May be Needed (Level 2)		Less Support May be Needed (Level 3)	
		# of students	% of total	# of students	% of total	# of students	% of total
Heights ES	72	20	28%	17	24%	35	49%
Manito ES	45	<10	16%	10	22%	28	62%
Dogwood Hill ES	49	11	22%	<10	16%	30	61%
District	166	38	23%	35	21%	93	56%

**OAKLAND**  
**2022-23 Fall Start**  
**Strong ELA/Language Arts**  
**Grade 5 School Comparison**

School	Total Tested	Support Levels					
		Strong Support May be Needed (Level 1)		Some Support May be Needed (Level 2)		Less Support May be Needed (Level 3)	
		# of students	% of total	# of students	% of total	# of students	% of total
Heights ES	53	<10	11%	<10	15%	39	74%
Manito ES	45	11	24%	<10	18%	26	58%
Dogwood Hill ES	43	<10	9%	11	26%	28	65%
District	141	21	15%	27	19%	93	66%

**OAKLAND**  
**2022-23 Fall Start Strong**  
**ELA/Language Arts Grade 6**  
**School Comparison**

School	Total Tested	Support Levels					
		Strong Support May be Needed (Level 1)		Some Support May be Needed (Level 2)		Less Support May be Needed (Level 3)	
		# of students	% of total	# of students	% of total	# of students	% of total
Valley MS	148	17	11%	37	25%	94	64%

**OAKLAND**  
**2022-23 Fall Start**  
**Strong ELA/Language Arts**  
**Grade 7 School Comparison**

School	Total Tested	Support Levels					
		Strong Support May be Needed (Level 1)		Some Support May be Needed (Level 2)		Less Support May be Needed (Level 3)	
		# of students	% of total	# of students	% of total	# of students	% of total
Valley MS	154	26	17%	38	25%	90	58%

**OAKLAND**  
**2022-23 Fall Start**  
**Strong ELA/Language Arts**  
**Grade 8 School Comparison**

School	Total Tested	Support Levels					
		Strong Support May be Needed (Level 1)		Some Support May be Needed (Level 2)		Less Support May be Needed (Level 3)	
		# of students	% of total	# of students	% of total	# of students	% of total
Valley MS	140	21	15%	23	16%	96	69%



**OAKLAND**  
**2022-23 Fall Start Strong**  
**Mathematics Grade 4**  
**School Comparison**

School	Total Tested	Support Levels					
		Strong Support May be Needed (Level 1)		Some Support May be Needed (Level 2)		Less Support May be Needed (Level 3)	
		# of students	% of total	# of students	% of total	# of students	% of total
Heights ES	72	25	35%	21	29%	26	36%
Manito ES	45	<10	11%	19	42%	21	47%
Dogwood Hill ES	49	14	29%	20	41%	15	31%
District	166	44	27%	60	36%	62	37%

**OAKLAND**  
**2022-23 Fall Start Strong**  
**Mathematics Grade 5**  
**School Comparison**

School	Total Tested	Support Levels					
		Strong Support May be Needed (Level 1)		Some Support May be Needed (Level 2)		Less Support May be Needed (Level 3)	
		# of students	% of total	# of students	% of total	# of students	% of total
Heights ES	53	18	34%	17	32%	18	34%
Manito ES	45	11	24%	15	33%	19	42%
Dogwood Hill ES	43	11	26%	10	23%	22	51%
District	141	40	28%	42	30%	59	42%

**OAKLAND**  
**2022-23 Fall Start Strong**  
**Mathematics Grade 6**  
**School Comparison**

School	Total Tested	Support Levels					
		Strong Support May be Needed (Level 1)		Some Support May be Needed (Level 2)		Less Support May be Needed (Level 3)	
		# of students	% of total	# of students	% of total	# of students	% of total
Valley MS	148	39	26%	50	34%	59	40%

**OAKLAND**  
**2022-23 Fall Start Strong**  
**Mathematics Grade 7**  
**School Comparison**

School	Total Tested	Support Levels					
		Strong Support May be Needed (Level 1)		Some Support May be Needed (Level 2)		Less Support May be Needed (Level 3)	
		# of students	% of total	# of students	% of total	# of students	% of total
Valley MS	143	49	34%	36	25%	58	41%

**OAKLAND**  
**2022-23 Fall Start Strong**  
**Mathematics Grade 8**  
**School Comparison**

School	Total Tested	Support Levels					
		Strong Support May be Needed (Level 1)		Some Support May be Needed (Level 2)		Less Support May be Needed (Level 3)	
		# of students	% of total	# of students	% of total	# of students	% of total
Valley MS	114	25	22%	46	40%	43	38%

**OAKLAND**  
**2022-23 Fall Start Strong**  
**Algebra I (MS)**  
**School Comparison**

School	Total Tested	Support Levels					
		Strong Support May be Needed (Level 1)		Some Support May be Needed (Level 2)		Less Support May be Needed (Level 3)	
		# of students	% of total	# of students	% of total	# of students	% of total
Valley MS	29	<10	7%	11	38%	16	55%

**OAKLAND**  
**2022-23 Fall Start Strong**  
**Geometry (MS)**  
**School Comparison**

School	Total Tested	Support Levels					
		Strong Support May be Needed (Level 1)		Some Support May be Needed (Level 2)		Less Support May be Needed (Level 3)	
		# of students	% of total	# of students	% of total	# of students	% of total
Valley MS	<10	-	-	-	-	-	-

**OAKLAND**  
**2022-23 Fall Start Strong**  
**Science Grade 6**  
**School Comparison**

School	Total Tested	Support Levels					
		Strong Support May be Needed (Level 1)		Some Support May be Needed (Level 2)		Less Support May be Needed (Level 3)	
		# of students	% of total	# of students	% of total	# of students	% of total
Valley MS	148	30	20%	50	34%	68	46%



# School Comparison

## Heights ES

### 2022-23 Fall Start Strong

### ELA/Language Arts

Grade	Support Levels					
	Strong Support May be Needed (Level 1)		Some Support May be Needed (Level 2)		Less Support May be Needed (Level 3)	
	School	Rest of District	School	Rest of District	School	Rest of District
4	28%	19%	24%	19%	49%	62%
5	11%	17%	15%	22%	74%	61%
All Grades	21%	18%	20%	20%	59%	62%

# School Comparison

## Heights ES

### 2022-23 Fall Start Strong

### Mathematics

Grade	Support Levels					
	Strong Support May be Needed (Level 1)		Some Support May be Needed (Level 2)		Less Support May be Needed (Level 3)	
	School	Rest of District	School	Rest of District	School	Rest of District
	4	35%	20%	29%	41%	36%
5	34%	25%	32%	28%	34%	47%
All Grades	34%	23%	30%	35%	35%	42%

# School Comparison

## Manito ES

### 2022-23 Fall Start Strong

### ELA/Language Arts

Grade	Support Levels					
	Strong Support May be Needed (Level 1)		Some Support May be Needed (Level 2)		Less Support May be Needed (Level 3)	
	School	Rest of District	School	Rest of District	School	Rest of District
4	16%	26%	22%	21%	62%	54%
5	24%	10%	18%	20%	58%	70%
All Grades	20%	19%	20%	20%	60%	61%

# School Comparison

## Manito ES

### 2022-23 Fall Start Strong

### Mathematics

Grade	Support Levels					
	Strong Support May be Needed (Level 1)		Some Support May be Needed (Level 2)		Less Support May be Needed (Level 3)	
	School	Rest of District	School	Rest of District	School	Rest of District
	4	11%	32%	42%	34%	47%
5	24%	30%	33%	28%	42%	42%
All Grades	18%	31%	38%	31%	44%	37%

# School Comparison

## Dogwood Hill ES

### 2022-23 Fall Start Strong

#### ELA/Language Arts

Grade	Support Levels					
	Strong Support May be Needed (Level 1)		Some Support May be Needed (Level 2)		Less Support May be Needed (Level 3)	
	School	Rest of District	School	Rest of District	School	Rest of District
	4	22%	23%	16%	23%	61%
5	9%	17%	26%	16%	65%	66%
All Grades	16%	20%	21%	20%	63%	60%

# School Comparison

## Dogwood Hill ES

### 2022-23 Fall Start Strong

### Mathematics

Grade	Support Levels					
	Strong Support May be Needed (Level 1)		Some Support May be Needed (Level 2)		Less Support May be Needed (Level 3)	
	School	Rest of District	School	Rest of District	School	Rest of District
	4	29%	26%	41%	34%	31%
5	26%	30%	23%	33%	51%	38%
All Grades	27%	27%	33%	33%	40%	39%

# Section 3

## Demographic Analysis

# OAKLAND

## 2022-23 Fall Start Strong by Subgroup Race

### ELA/Language Arts

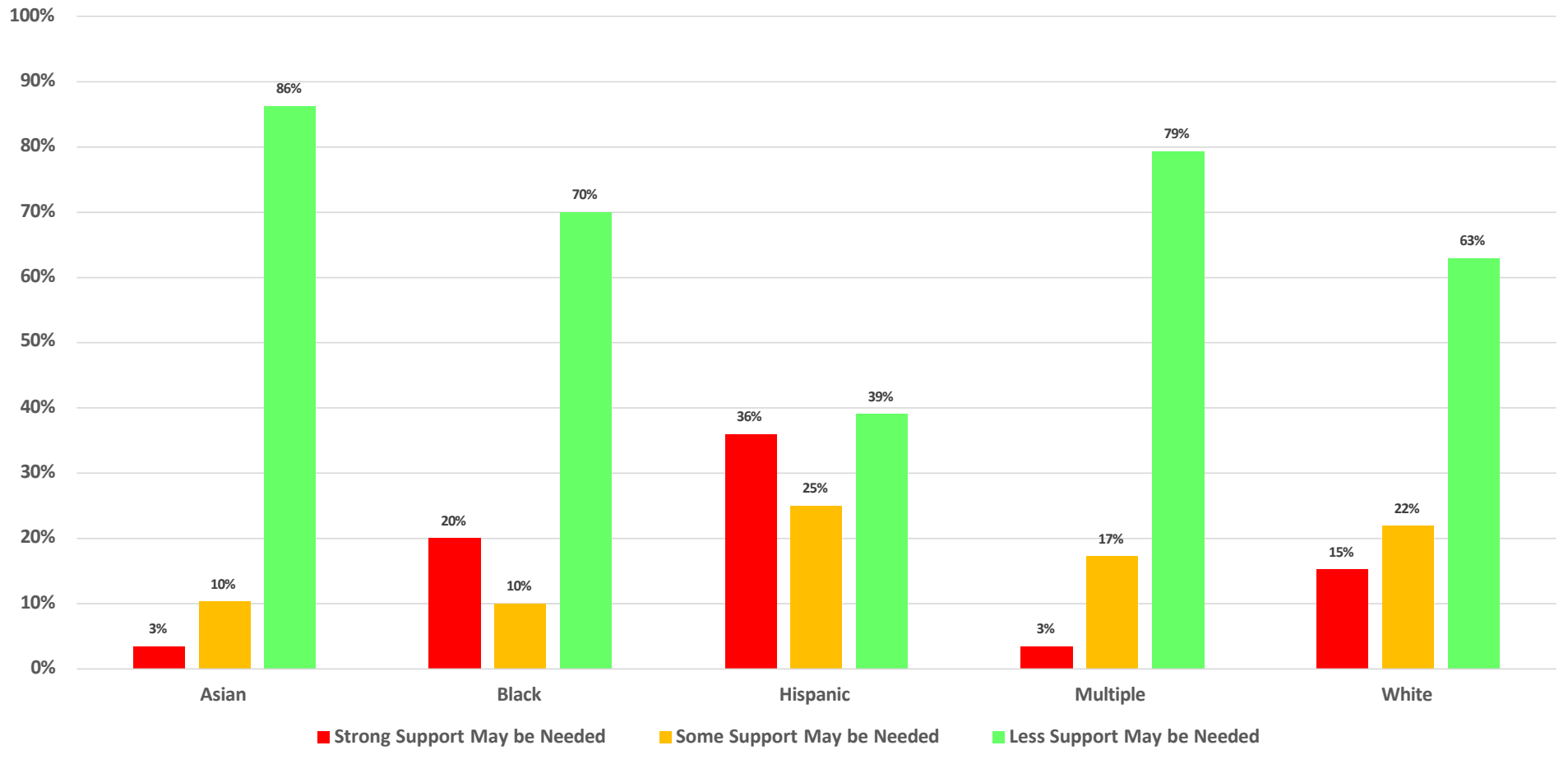
Grade Band	Race	Total Tested	% of Tested	Support Levels					
				Strong Support May be Needed (Level 1)		Some Support May be Needed (Level 2)		Less Support May be Needed (Level 3)	
				# of students	% of total	# of students	% of total	# of students	% of total
ES (G4-G5)	Asian	10	3%	<10	0%	<10	0%	10	100%
	Black	<10	1%	-	-	-	-	-	-
	Hispanic	25	8%	<10	28%	<10	24%	12	48%
	Multiple	11	4%	<10	9%	<10	9%	<10	82%
	Other	<10	0%	-	-	-	-	-	-
	White	258	84%	50	19%	55	21%	153	59%
	<i>All Students</i>	307		59	19%	62	20%	186	61%
MS (G6-G8)	Asian	19	4%	<10	5%	<10	16%	15	79%
	Black	<10	2%	-	-	-	-	-	-
	Hispanic	39	9%	16	41%	10	26%	13	33%
	Multiple	18	4%	<10	0%	<10	22%	14	78%
	Other	<10	0%	-	-	-	-	-	-
	Unknown	<10	0%	-	-	-	-	-	-
	White	354	80%	43	12%	79	22%	232	66%
<i>All Students</i>	442		64	14%	98	22%	280	63%	
All Grades	Asian	29	4%	<10	3%	<10	10%	25	86%
	Black	10	1%	<10	20%	<10	10%	<10	70%
	Hispanic	64	9%	23	36%	16	25%	25	39%
	Multiple	29	4%	<10	3%	<10	17%	23	79%
	Other	<10	0%	-	-	-	-	-	-
	Unknown	<10	0%	-	-	-	-	-	-
	White	612	82%	93	15%	134	22%	385	63%
<i>All Students</i>	749		123	16%	160	21%	466	62%	



# OAKLAND

## 2022-23 Fall Start Strong by Subgroup Race ELA/Language Arts

### Distribution by Support Level (All Grades)



# OAKLAND

## 2022-23 Fall Start Strong by Subgroup Race

### Mathematics

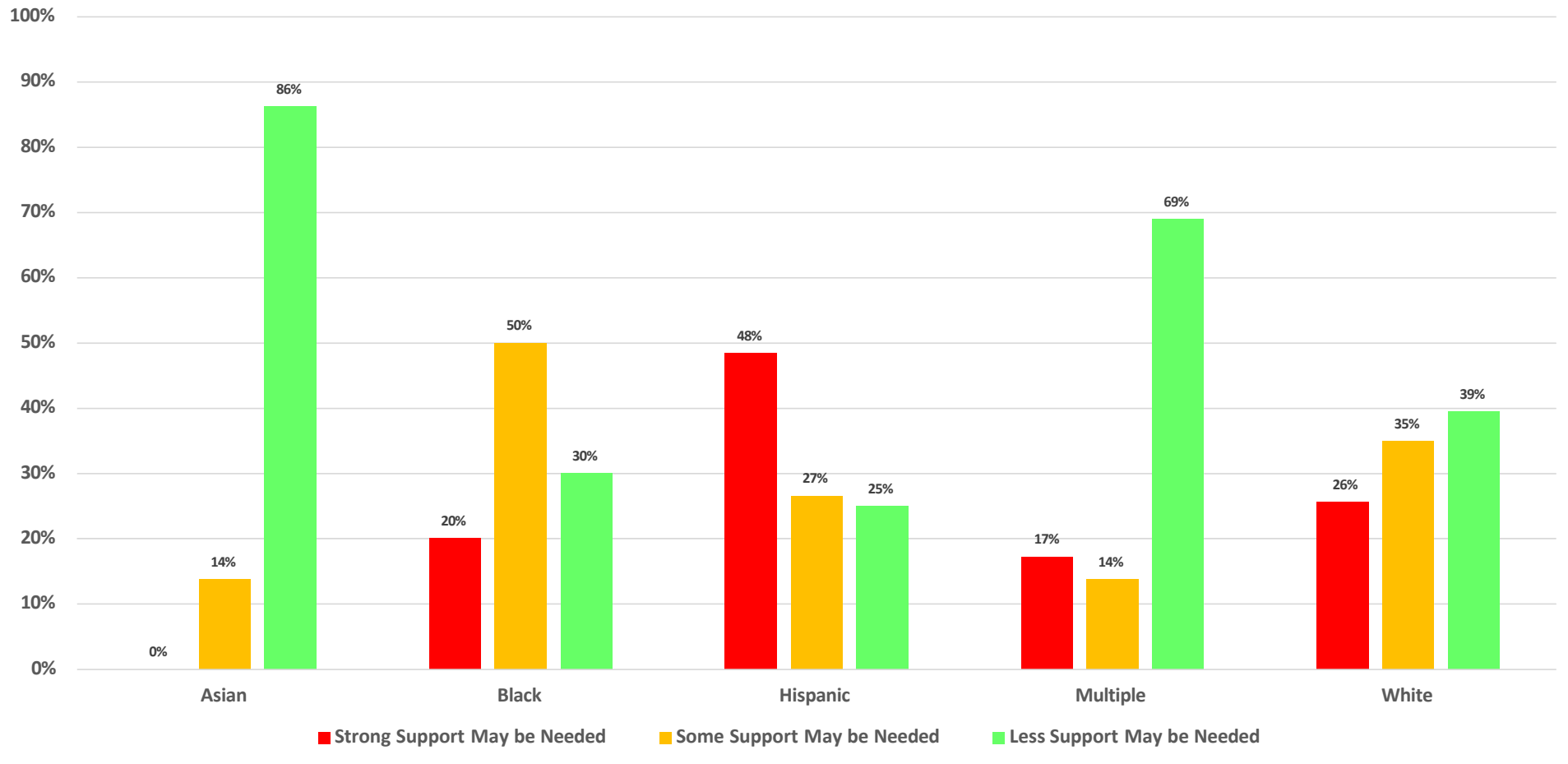
Grade Band	Race	Total Tested	% of Tested	Support Levels					
				Strong Support May be Needed (Level 1)		Some Support May be Needed (Level 2)		Less Support May be Needed (Level 3)	
				# of students	% of total	# of students	% of total	# of students	% of total
ES (G4-G5)	Asian	10	3%	<10	0%	<10	10%	<10	90%
	Black	<10	1%	-	-	-	-	-	-
	Hispanic	25	8%	<10	32%	<10	32%	<10	36%
	Multiple	11	4%	<10	18%	<10	9%	<10	73%
	Other	<10	0%	-	-	-	-	-	-
	White	258	84%	73	28%	90	35%	95	37%
	<b>All Students</b>	<b>307</b>		<b>84</b>	<b>27%</b>	<b>102</b>	<b>33%</b>	<b>121</b>	<b>39%</b>
MS (G6-G8)	Asian	19	4%	<10	0%	<10	16%	16	84%
	Black	<10	2%	-	-	-	-	-	-
	Hispanic	39	9%	23	59%	<10	23%	<10	18%
	Multiple	18	4%	<10	17%	<10	17%	12	67%
	Other	<10	0%	-	-	-	-	-	-
	Unknown	<10	0%	-	-	-	-	-	-
	White	355	80%	84	24%	124	35%	147	41%
<b>All Students</b>	<b>443</b>		<b>115</b>	<b>26%</b>	<b>143</b>	<b>32%</b>	<b>185</b>	<b>42%</b>	
All Grades	Asian	29	4%	<10	0%	<10	14%	25	86%
	Black	10	1%	<10	20%	<10	50%	<10	30%
	Hispanic	64	9%	31	48%	17	27%	16	25%
	Multiple	29	4%	<10	17%	<10	14%	20	69%
	Other	<10	0%	-	-	-	-	-	-
	Unknown	<10	0%	-	-	-	-	-	-
	White	613	82%	157	26%	214	35%	242	39%
<b>All Students</b>	<b>750</b>		<b>199</b>	<b>27%</b>	<b>245</b>	<b>33%</b>	<b>306</b>	<b>41%</b>	

Middle School (MS) Grade Band includes any Algebra I or Geometry results taken in Middle School

# OAKLAND

## 2022-23 Fall Start Strong by Subgroup Race Mathematics

### Distribution by Achievement Level (All Grades)



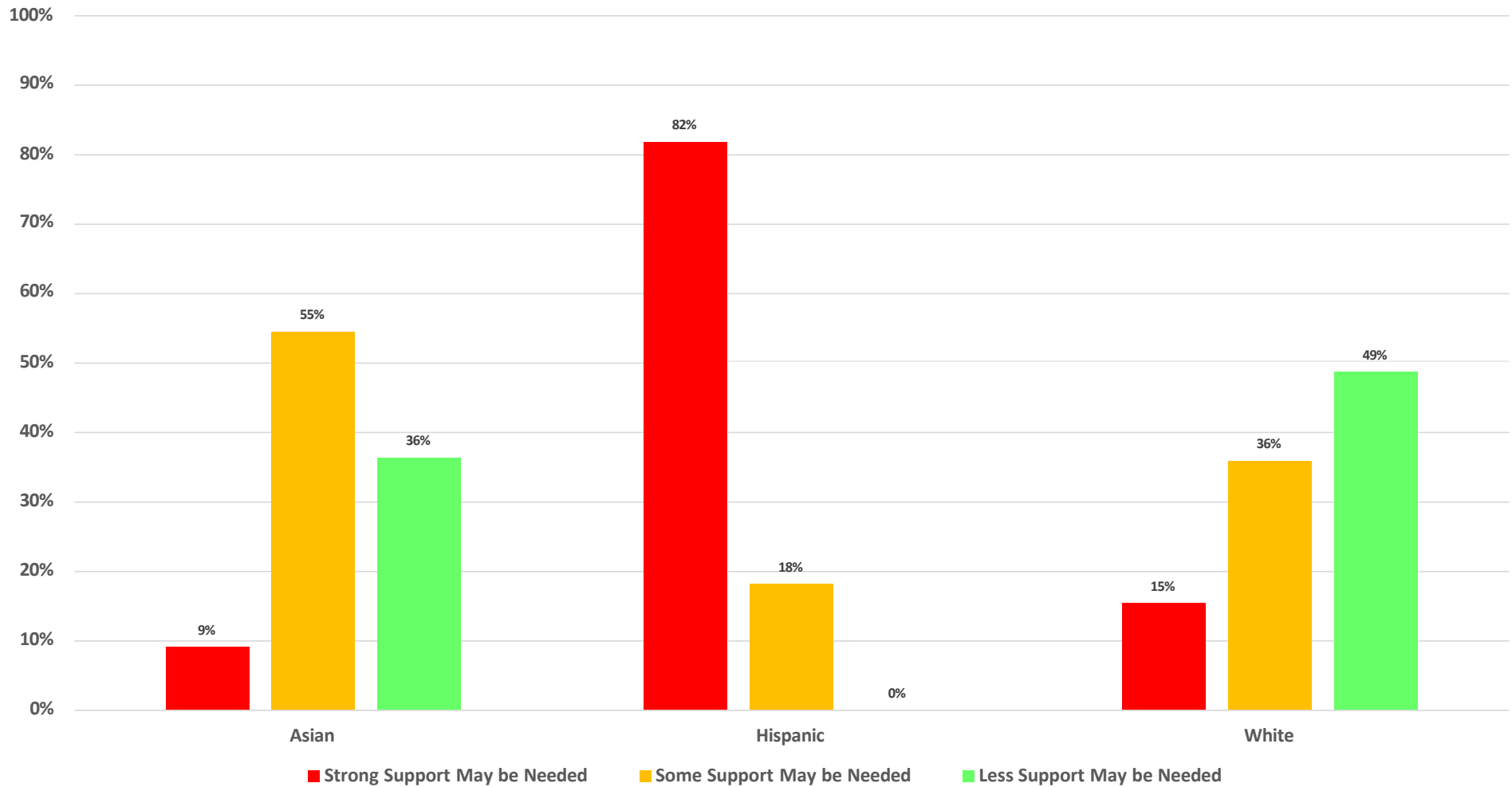
**OAKLAND**  
**2022-23 Fall Start Strong by Subgroup Race**  
**Science**

Grade Band	Race	Total Tested	% of Tested	Support Levels					
				Strong Support May be Needed (Level 1)		Some Support May be Needed (Level 2)		Less Support May Be Needed (Level 3)	
				# of students	% of total	# of students	% of total	# of students	% of total
G6	Asian	11	7%	<10	9%	<10	55%	<10	36%
	Black	<10	1%	-	-	-	-	-	-
	Hispanic	11	7%	<10	82%	<10	18%	<10	0%
	Multiple	<10	4%	-	-	-	-	-	-
	Unknown	<10	1%	-	-	-	-	-	-
	White	117	79%	18	15%	42	36%	57	49%
	<b>All Students</b>	<b>148</b>		<b>30</b>	<b>20%</b>	<b>50</b>	<b>34%</b>	<b>68</b>	<b>46%</b>

# OAKLAND

## 2022-23 Fall Start Strong by Subgroup Race Science

### Distribution by Support Level (All Grades)



**OAKLAND**  
**2022-23 Fall Start Strong by Subgroup Gender**  
**ELA/Language Arts**

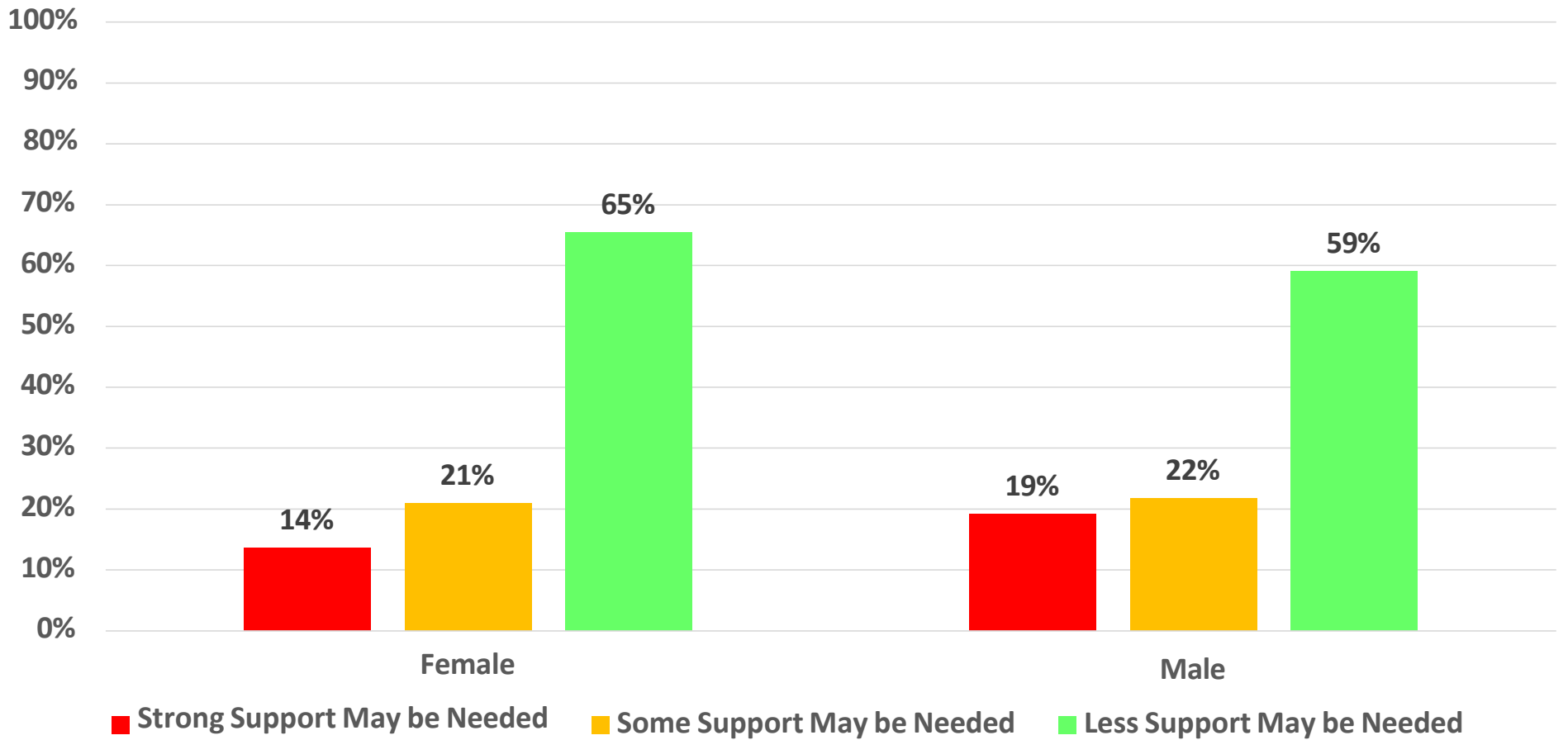
Grade Band	Gender	Total Tested	% of Tested	Support Levels					
				Strong Support May be Needed (Level 1)		Some Support May be Needed (Level 2)		Less Support May be Needed (Level 3)	
				# of students	% of total	# of students	% of total	# of students	% of total
ES (G4-G5)	Female	158	51%	24	15%	31	20%	103	65%
	Male	149	49%	35	23%	31	21%	83	56%
	<i>All Students</i>	307		59	19%	62	20%	186	61%
MS (G6-G8)	Female	210	48%	26	12%	46	22%	138	66%
	Male	232	52%	38	16%	52	22%	142	61%
	<i>All Students</i>	442		64	14%	98	22%	280	63%
All Grades	Female	368	49%	50	14%	77	21%	241	65%
	Male	381	51%	73	19%	83	22%	225	59%
	<i>All Students</i>	749		123	16%	160	21%	466	62%

# OAKLAND

## 2022-23 Fall Start Strong by Subgroup Gender

### ELA/Language Arts

Distribution by Support Level (All Grades)



# OAKLAND

## 2022-23 Fall Start Strong by Subgroup Gender

### Mathematics

Grade Band	Gender	Total Tested	% of Tested	Support Levels					
				Strong Support May be Needed (Level 1)		Some Support May be Needed (Level 2)		Less Support May be Needed (Level 3)	
				# of students	% of total	# of students	% of total	# of students	% of total
ES (G4-G5)	Female	158	51%	48	30%	54	34%	56	35%
	Male	149	49%	36	24%	48	32%	65	44%
	<i>All Students</i>	307		84	27%	102	33%	121	39%
MS (G6-G8)	Female	210	47%	61	29%	66	31%	83	40%
	Male	233	53%	54	23%	77	33%	102	44%
	<i>All Students</i>	443		115	26%	143	32%	185	42%
All Grades	Female	368	49%	109	30%	120	33%	139	38%
	Male	382	51%	90	24%	125	33%	167	44%
	<i>All Students</i>	750		199	27%	245	33%	306	41%

Middle School (MS) Grade Band includes any Algebra I or Geometry results taken in Middle School

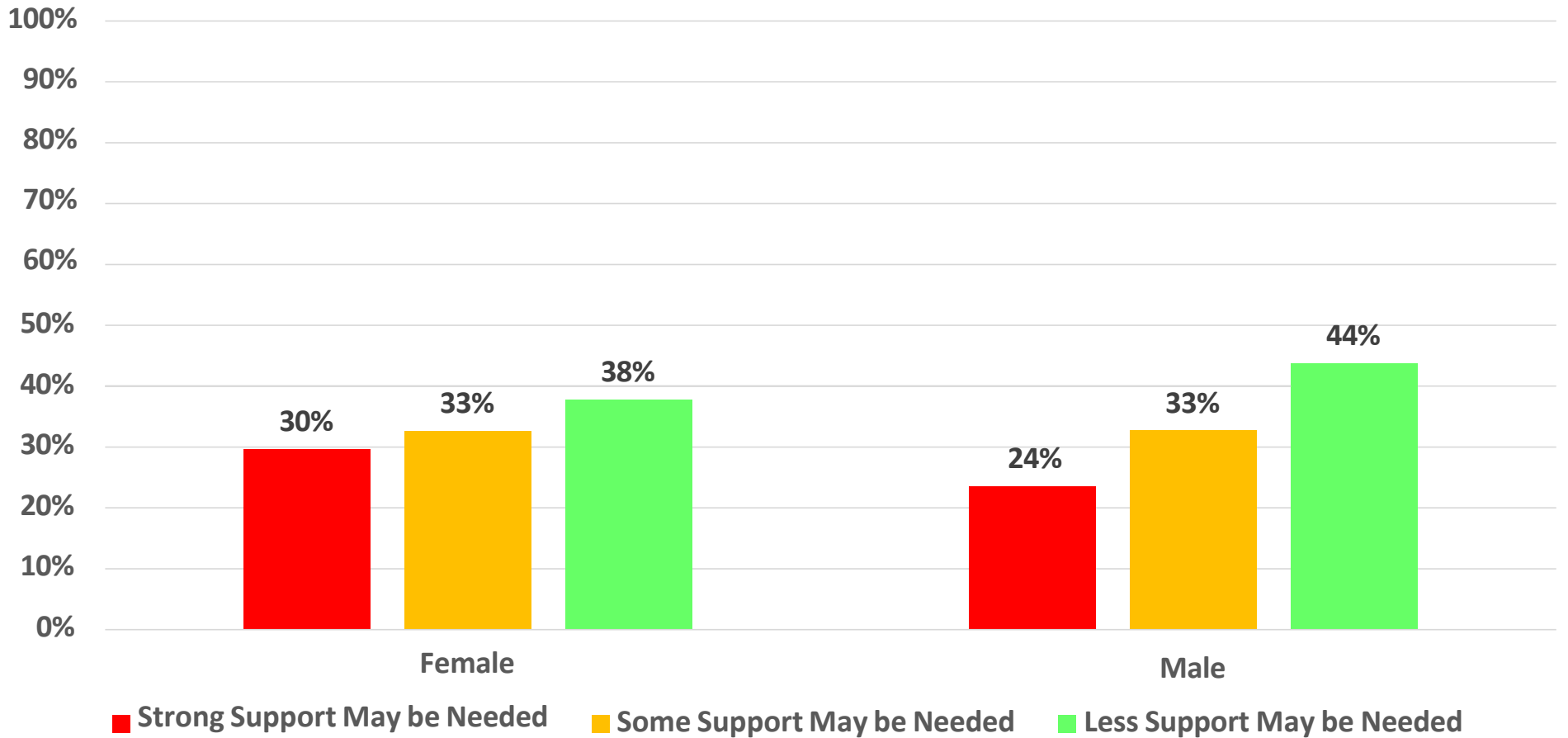


# OAKLAND

## 2022-23 Fall Start Strong by Subgroup Gender

### Mathematics

#### Distribution by Support Level (All Grades)



# OAKLAND

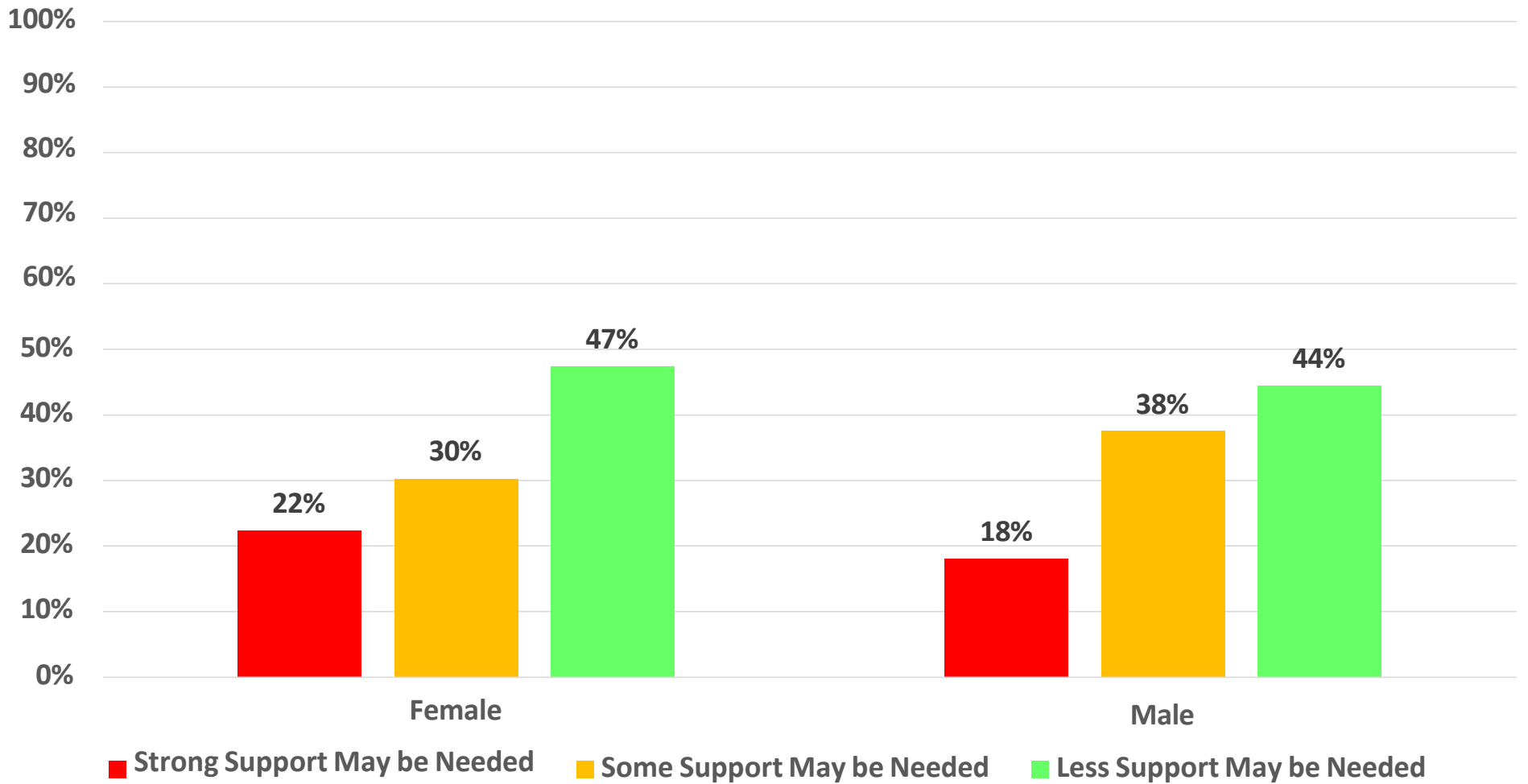
## 2022-23 Fall Start Strong by Subgroup Gender Science

Grade Band	Gender	Total Tested	% of Tested	Support Levels					
				Strong Support May be Needed (Level 1)		Some Support May be Needed (Level 2)		Less Support May be Needed (Level 3)	
				# of students	% of total	# of students	% of total	# of students	% of total
G6	Female	76	51%	17	22%	23	30%	36	47%
	Male	72	49%	13	18%	27	38%	32	44%
	<i>All Students</i>	<i>148</i>		<i>30</i>	<i>20%</i>	<i>50</i>	<i>34%</i>	<i>68</i>	<i>46%</i>

# OAKLAND

## 2022-23 Fall Start Strong by Subgroup Gender Science

### Distribution by Support Level (All Grades)



**OAKLAND**  
**2022-23 Fall Start Strong by Subgroup Program**  
**ELA/Language Arts**

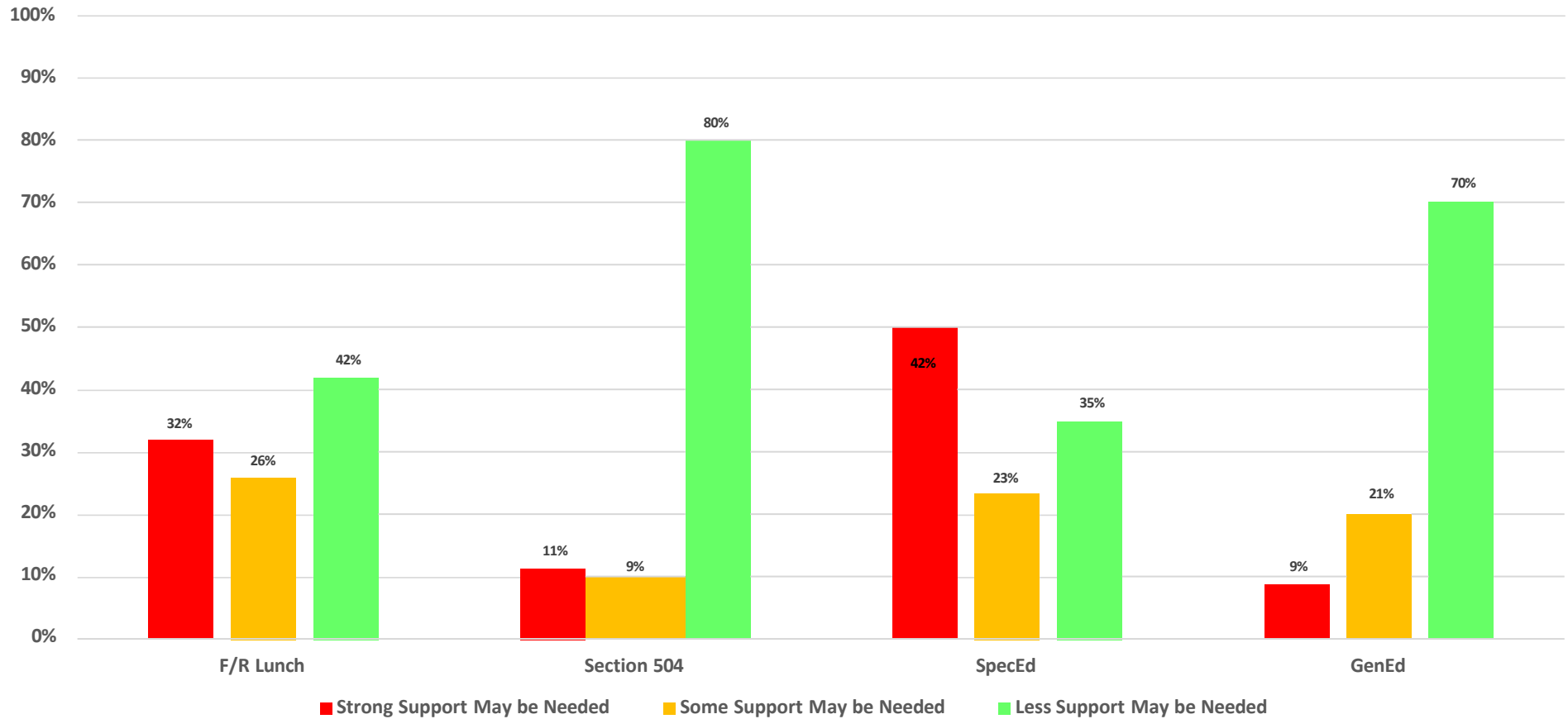
Grade Band	Program	Total Tested	% of Tested	Support Levels					
				Strong Support May be Needed (Level 1)		Some Support May be Needed (Level 2)		Less Support May be Needed (Level 3)	
				# of students	% of total	# of students	% of total	# of students	% of total
ES (G4-G5)	F/R Lunch	16	5%	<10	44%	<10	19%	<10	38%
	Section 504	<10	3%	-	-	-	-	-	-
	ELL	<10	1%	-	-	-	-	-	-
	SpecEd	72	23%	34	47%	15	21%	23	32%
	GenEd	235	77%	25	11%	47	20%	163	69%
	<i>All Students</i>	307		59	19%	62	20%	186	61%
MS (G6-G8)	F/R Lunch	34	8%	<10	26%	10	29%	15	44%
	Section 504	27	6%	<10	15%	<10	7%	21	78%
	ELL	<10	1%	-	-	-	-	-	-
	SpecEd	94	21%	35	37%	24	26%	35	37%
	GenEd	344	78%	26	8%	73	21%	245	71%
	<i>All Students</i>	442		64	14%	98	22%	280	63%
All Grades	F/R Lunch	50	7%	16	32%	13	26%	21	42%
	Section 504	35	5%	<10	11%	<10	9%	28	80%
	ELL	<10	1%	-	-	-	-	-	-
	SpecEd	166	22%	69	42%	39	23%	58	35%
	GenEd	579	77%	51	9%	120	21%	408	70%
	<i>All Students</i>	749		123	16%	160	21%	466	62%

# OAKLAND

## 2022-23 Fall Start Strong by Subgroup Program

### ELA/Language Arts

Distribution by Support Level (All Grades)



# OAKLAND

## 2022-23 Fall Start Strong by Subgroup Program

### Mathematics

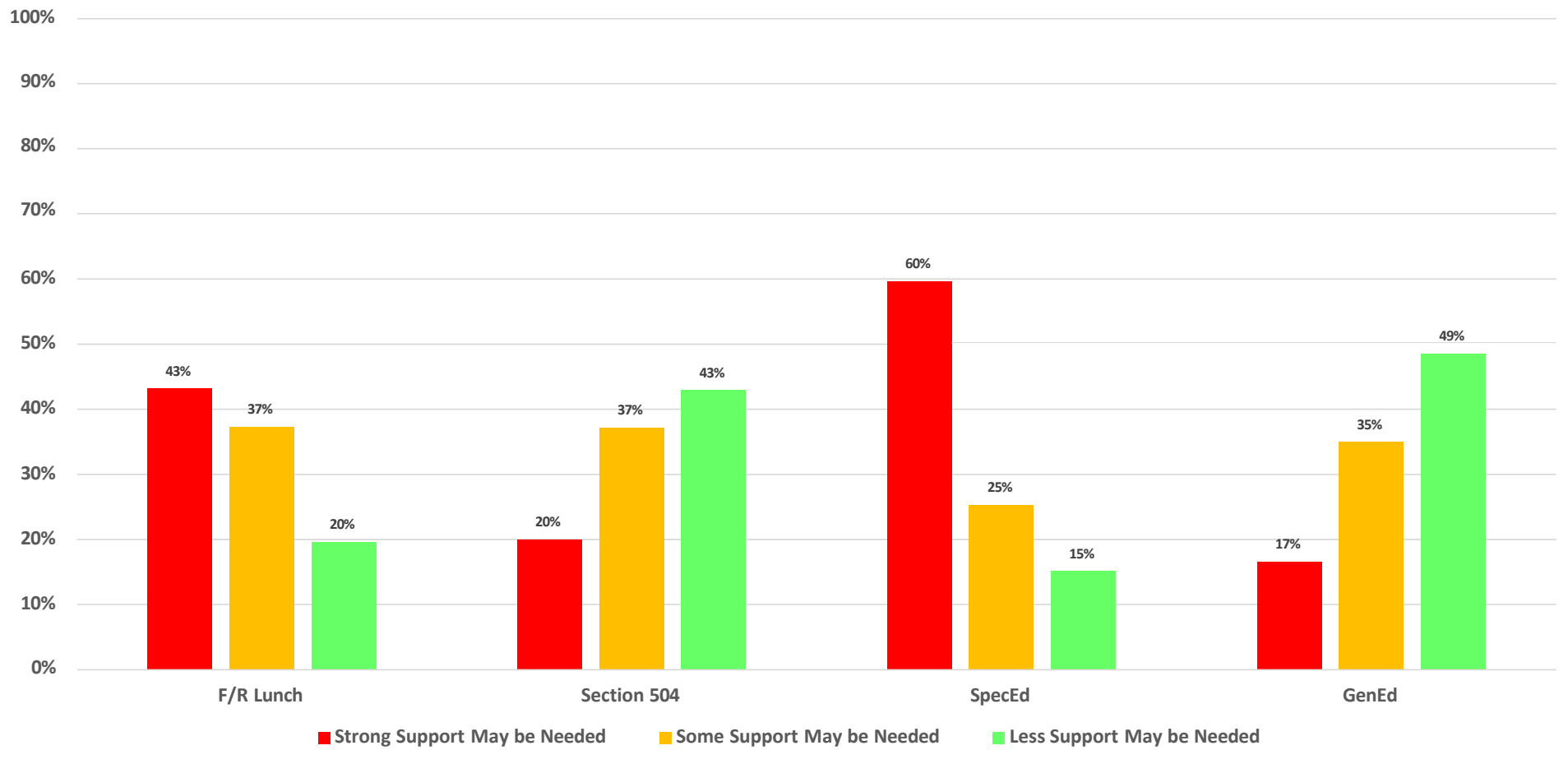
Grade Band	Program	Total Tested	% of Tested	Support Levels					
				Strong Support May be Needed (Level 1)		Some Support May be Needed (Level 2)		Less Support May be Needed (Level 3)	
				# of students	% of total	# of students	% of total	# of students	% of total
ES (G4-G5)	F/R Lunch	16	5%	<10	44%	<10	38%	<10	19%
	Section 504	<10	3%	-	-	-	-	-	-
	ELL	<10	1%	-	-	-	-	-	-
	SpecEd	72	23%	42	58%	18	25%	12	17%
	GenEd	235	77%	42	18%	84	36%	109	46%
	<i>All Students</i>	307		84	27%	102	33%	121	39%
MS (G6-G8)	F/R Lunch	35	8%	15	43%	13	37%	<10	20%
	Section 504	27	6%	<10	22%	10	37%	11	41%
	ELL	<10	2%	-	-	-	-	-	-
	SpecEd	94	21%	57	61%	24	26%	13	14%
	GenEd	344	78%	54	16%	118	34%	172	50%
	<i>All Students</i>	443		115	26%	143	32%	185	42%
All Grades	F/R Lunch	51	7%	22	43%	19	37%	10	20%
	Section 504	35	5%	<10	20%	13	37%	15	43%
	ELL	<10	1%	-	-	-	-	-	-
	SpecEd	166	22%	99	60%	42	25%	25	15%
	GenEd	579	77%	96	17%	202	35%	281	49%
	<i>All Students</i>	750		199	27%	245	33%	306	41%

Middle School (MS) Grade Band includes any Algebra I or Geometry results taken in Middle School

# OAKLAND

## 2022-23 Fall Start Strong by Subgroup Program Mathematics

### Distribution by Support Level (All Grades)



# OAKLAND

## 2022-23 Fall Start Strong by Subgroup Program

### Science

Grade Band	Program	Total Tested	% of Tested	Support Levels					
				Strong Support May be Needed (Level 1)		Some Support May be Needed (Level 2)		Less Support May be Needed (Level 3)	
				# of students	% of total	# of students	% of total	# of students	% of total
G6	F/R Lunch	<10	6%	-	-	-	-	-	-
	Section 504	<10	5%	-	-	-	-	-	-
	ELL	<10	1%	-	-	-	-	-	-
	SpecEd	36	24%	19	53%	11	31%	<10	17%
	GenEd	112	76%	11	10%	39	35%	62	55%
	<i>All Students</i>	148		30	20%	50	34%	68	46%



# OAKLAND

## 2022-23 Fall Start Strong by Subgroup Program Science

### Distribution by Support Level (All Grades)

